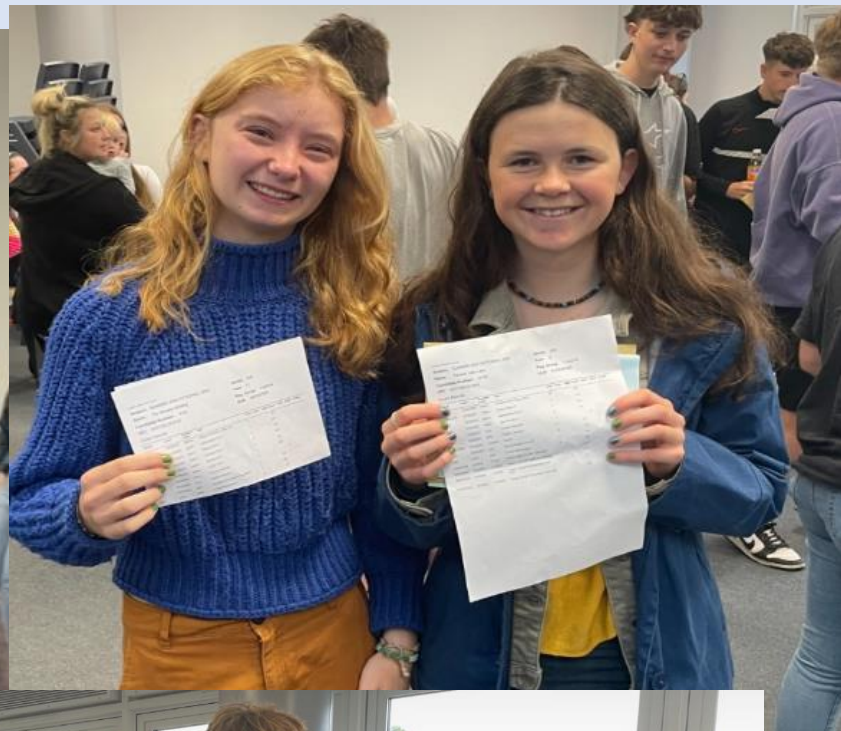



# Y11 PARENTS INFORMATION EVENING

Saturday, 21 September 2024





***24% of all grades 7-9***

***76% of all grades 4-9***

***78/173 students gained  
at least 1 grade 8 or 9***

***A fantastic set of results***

***This will place the school  
in the top 10% in the  
country for GCSE results***

# The challenge

- **Each student on average will take the following**
  - **Core subjects (English; Maths; Science)**
  - **Optional subjects – either GCSE or BTEC (usually 3 or 4 others)**
  - **The majority of students are taking 9 GCSE/BTEC**
  - **All GCSE's have now been returned to pre pandemic standards**
  - **Some subjects will have coursework Food/Media/PE/Art/Photo/DT**

## The exam process

- **There are at least 20 exams sat by the vast majority of students**
- **This means that students will have 30-40 hours worth of exams this summer**

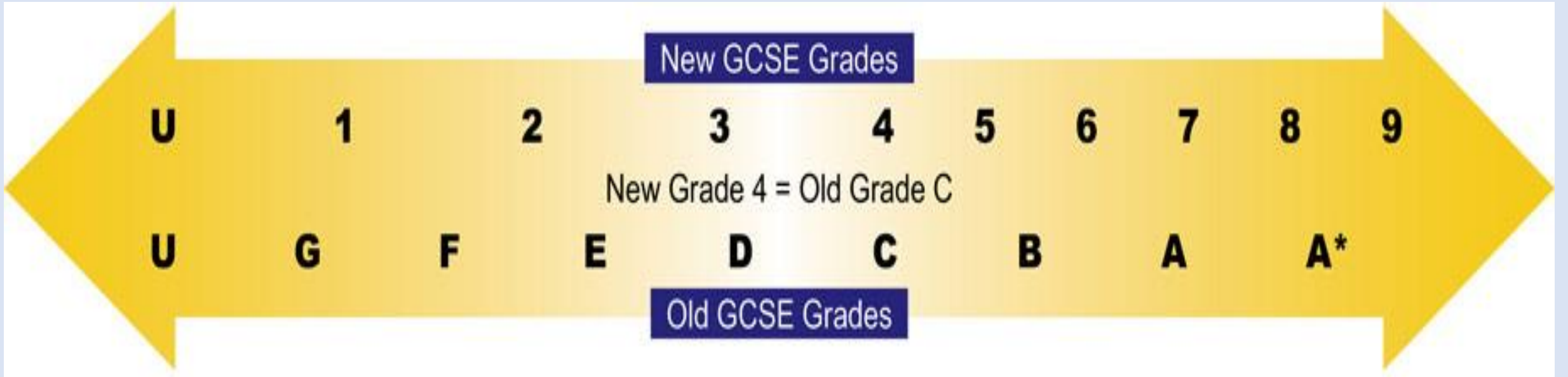


# The challenge

This is the timetable until Year 11 exams start...

Sept - Oct	Oct-Dec	Dec-Jan	Jan-Feb	Feb	Feb-April	April	April-May	28 school weeks 137 school days
5 weeks	7 week half term	2 weeks	6 week half term	1 week	6 week half term	2 weeks	4 weeks	
Half term	Autumn half term  Mocks (Nov)	Christmas Break	Spring half term 1	Half term	Spring half term 2  Mocks	Easter Break	Summer half term 1  Exams	





- **Grade 4 is a pass/grade 5 is a strong pass**
- **If a student fails to gain a pass (grade 4) in English or Maths they will have to resit**
- **6<sup>th</sup> form entry requires at least 5 passes for BTEC**
- **For A level subjects at least 5 good passes are required**
- **A grade 6 in the subject they wish to study at 6<sup>th</sup> Form**



# How do we meet the challenge

## Attendance in school

- On average in year 10 students had an attendance of 87%
- If your attendance is at 87% you missed 1.2 day every two weeks
- This equals 114 lessons missed during a year
- If this is replicated this year a typical students will have missed 228 hours of learning over the course of the GCSE
- This is the equivalent of 45/46 days of schooling (9 weeks)
- We can not catch that up

# The importance of attendance results 2023/24

Attendance	Progress compared to 95%+ attendance
Below 50%	-3.7 grades in each subject
50 - 80%	-1.6 grades in each subject
80 – 95%	-1.1 grades in each subject

*The importance of 95%*

5 standard passes inc E/M	They had an attendance of 94%	They had an attendance of 81%
5 strong passes inc E/M	95%	85%

# How do we meet the challenge

## In school

- Teaching and learning – *‘every minute counts’ – every grade counts*
- Specific feedback around core assessment objectives – knowing the exam
- Specific interventions for Year 11 – coursework completion in the Arts/DT/PE/Photo/Food/HSC/Media
- Revision afterschool will begin for most subjects in March – although some have already started
- If a Year 11 is receiving after school detentions/late for lessons they are wasting everyone’s time

# Post 16 Choices

## What is the Law?

You can leave school on the last Friday in June if you'll be 16 by the end of the summer holidays.

You must then do one of the following until you're 18:

1. Stay in full-time education, for example at a college or sixth form
2. Start an apprenticeship or traineeship
3. Spend 20 hours or more a week working or volunteering, while in part-time education or training

## The Year Ahead

- **Futures morning in December**
- **Careers Fair in January**
- **Post 16 education applications deadline normally February**
- **Apprenticeships start research now and apply when advertised**

## Sixth Forms

- **The Purbeck School**
- **Thomas Hardy School**
- **St Edwards School**
- **Poole High School**
- **Corfe Hills School**
- **Poole Grammar School (Boys Grammar School)**
- **Parkstone Grammar School (Girls Grammar School)**
- **Lytchett Minster School**

## Colleges



## A-Levels

- Full time Level 3 qualifications
- Pick 3-4 subjects
- Entry - at least 5 GCSEs passes inc. Maths & English
- Higher depending on the subject (Maths A Level needs GCSE grade 7)

## Applied Qualifications – Applied Science, Business, HSC, Applied Tourism, Sport

- They can be a single, double or triple qualification
- They can have lower entry requirements than A Levels.
- They can be more coursework based rather than just exams.
- Level 3 will require grade 4+ in GCSEs inc Maths & English

## Vocational Qualifications – Hairdressing, Plumber, Mechanic, Beautician, Electrician

- Level 1,2 and 3 (depending on your GCSE grades)
- More practical & less exams. One subject across 3 grades
- Lower entry requirements than A Levels
- You will still need GCSE Maths & English grade 4

# Apprenticeships

**1,500+ JOBS YOU CAN TRAIN FOR**

 Accountancy	 Construction	 Digital marketing	 Engineering
 Finance	 Healthcare	 Law	 Manufacturing
 Nursing	 Retail	 Software development	 Sport
 TV production and broadcasting		 Visual effects	

## There are four types of apprenticeship

- Intermediate (level 2)
- Advanced (level 3)
- Higher (levels 4 and above)
- Degree (levels 6 - 7)



## Intermediate apprenticeships

Intermediate apprenticeships are typically considered to be the same level as five GCSE passes.

1 day a week of education / 4 days a week in work

# Finding Apprenticeships

[www.unifrog.org](http://www.unifrog.org)

[www.indeed.com](http://www.indeed.com)

[www.findapprenticeship.service.gov.uk](http://www.findapprenticeship.service.gov.uk)

[www.amazingapprenticeships.co.uk](http://www.amazingapprenticeships.co.uk)



# Searching for Opportunities on UNIFROG

[www.unifrog.org/code](https://www.unifrog.org/code)

Parent code: PURXparents

The screenshot shows a web browser window with the URL <https://www.unifrog.org/student/home>. The browser's address bar and tabs are visible at the top. Below the browser, the website interface features a navigation bar with filters for 'Ages 11-14', 'Ages 14-16', and 'All tools'. The main content area is titled 'Searching for opportunities' and displays two primary categories: 'Apprenticeships (0 shortlists)' in a purple box and 'College / Sixth Form (1 shortlist)' in an orange box. Both boxes include a 'Start >' button. Below this, the section 'Drafting application materials' is visible, containing two sub-sections: 'CV / Resumé' (with the subtext 'Write CVs tailored for each roles') and 'Writing tool' (with the subtext '0 writing items added'). Both sub-sections also feature 'Start >' buttons. The 'Apprenticeships' and 'College / Sixth Form' boxes are highlighted with yellow ovals.

# School Website

https://www.purbeck.dorset.sch.uk/key-information/careers

The screenshot shows a web browser window displaying the careers page of The Purbeck School. The browser's address bar shows the URL <https://www.purbeck.dorset.sch.uk/careers-parents-area/>. The website header features the school's logo and tagline "Achieving Excellence Together". A navigation menu includes links for HOME, INFORMATION, SIXTH FORM, NEWS, EVENTS, SPONSORSHIP, CONTACT US, LOGIN, and ABSENCE FORM. The main content area is organized into two rows of circular icons with labels: "Careers Home", "Student Career Journey", "GCSE Options", "Post 16 Options", "Post 18 Options", "Local Labour Market Information (LMI)", "Log into UNIFROG", "Past Student Destinations", and "Feedback Form". On the right side, there is an "ANTI BULLYING" section with a "Report a bullying incident" link, a "CAREERS EVENTS" section stating "There are no upcoming events.", and a "LATEST CAREERS NEWS" section. A "Privacy & Cookies Policy" link is visible at the bottom right. The Windows taskbar at the bottom shows the search bar and various application icons, with the system clock indicating 14:38 on 18/09/2023.

# HOMEWORK & REVISION

Saturday, 21 September 2024



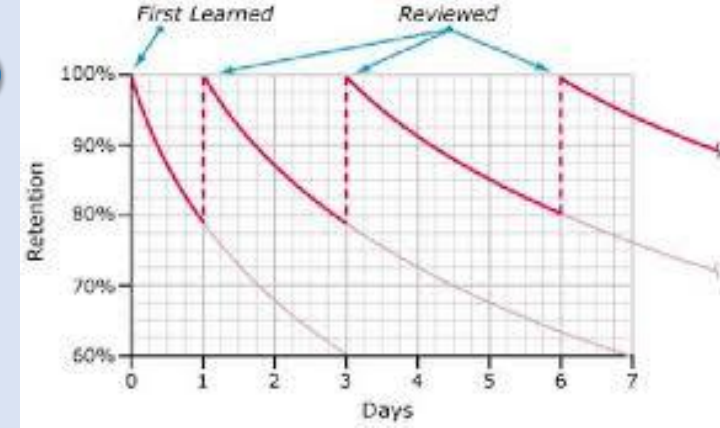
# WHAT IS AIM OF HOMEWORK?

## Challenges...

1. Increased knowledge and skills content at GCSE
2. Students forgetting what they have been taught

## Benefits...

1. Provides vital independent practise of knowledge and skills
2. Improves long-term retention
3. Connects new learning to prior-learning
4. Improves problem solving
5. Provides feedback to teachers
6. Encourages positive study habits



At The Purbeck School, **homework is revision** for all pupils across all their subjects.

# WHAT HOMEWORK TASKS ARE SET?

The Purbeck School Achieving Excellence Together		
Y11 STUDENT PLANNER		
	SUBJECT	TASKS
MON	• Maths	• Sparx-Maths: <a href="http://www.sparxmaths.com">www.sparxmaths.com</a> • Knowledge organiser <i>self-quizzing</i>
	• Science	• Seneca Learning: <a href="http://www.senecalearning.com">www.senecalearning.com</a> • Y11 Exam questions booklet
TUE	• Business	• Seneca Learning: <a href="http://www.senecalearning.com">www.senecalearning.com</a>
	• French	• Knowledge organiser <i>self-quizzing</i> or grammar sheets
	• Geography	• Seneca Learning: <a href="http://www.senecalearning.com">www.senecalearning.com</a> • Practise exam questions from <i>Knowledge Organiser</i>
	• History	• Seneca Learning: <a href="http://www.senecalearning.com">www.senecalearning.com</a>
	• Media	• Complete <i>research activities</i> • Seneca Learning: <a href="http://www.senecalearning.com">www.senecalearning.com</a>
	• PRE	• Knowledge organiser <i>self-quizzing</i>
	• Spanish	• Knowledge organiser <i>self-quizzing</i> or grammar sheets
WED	• Art	• Produce a <i>double sketchbook page</i>
	• Food	• Practise exam questions from <i>Knowledge Organiser</i>
	• Photography	• Produce a <i>double sketchbook page</i>
THUR	• Computing	• Complete notes from the <i>Dave &amp; Craig YouTube videos</i> • Revise for <i>Post-Unit assessments</i>
	• Drama	• Complete <i>research activities</i> to support your portfolio • Practise your monologue/duologue
	• Geology	• <i>Exam questions</i> worksheets
	• Music	• Musical vocabulary keyword revision • Complete set home learning activities • 20 – 30min practice session
	• Product	• Seneca Learning: <a href="http://www.senecalearning.com">www.senecalearning.com</a> • Knowledge organiser <i>self-quizzing</i>
FRI	• English	• Seneca Learning: <a href="http://www.senecalearning.com">www.senecalearning.com</a> • <i>Exam questions</i> booklet

## Y10 – 11: GCSE Homework and Revision Book

- Subjects set homework on a specific day
- You should spend around one hour each evening
- If tasks are completed within this time, then you should *revise* using the subject guidance

The Purbeck School  
Achieving Excellence Together

### GCSE COMBINED SCIENCE

How am I assessed at GCSE?

- Exam board: [AQA](#) (Trilogy)
- Biology + Chemistry + Physics: paper 1 and paper 2 (six papers in total)
- All papers: 1h15m, 70 marks, 16.7% of GCSE
- All papers will contain questions on the **required practical's** covered and will consist of multiple choice, structured, closed short answer and open response questions

What homework activities must I complete each week?

- Seneca Learning: [www.senecalearning.com](http://www.senecalearning.com)
- Y11 Exam questions booklet

What extra revision activities could I complete each week?

- Complete exam questions, under timed conditions, and self-assess using the mark-scheme
- Use our *Teams* resources to access knowledge organisers, PowerPoints and exam questions
- [www.freesciencelessons.co.uk](http://www.freesciencelessons.co.uk) contains useful revision videos for each topic, as well as downloadable workbooks
- Knowledge organiser *self-quizzing*
- Create and use *flashcards* to learn all the important knowledge and skills
- Create a *mind map* making connections within each unit of work
- Use your *revision guide* and *workbook* to revise a topic and then test yourself

How can I get help and support?

- Please go and see your Science teacher
- Attend Seneca support sessions after school Tuesday – Thursday
- Explore the [BBC Bitesize](#) website
- Come to Study Plus (every Tues – Thurs 3.10 – 4.10pm in café)

Contact: [joyle@purbeck.dorset.sch.uk](mailto:joyle@purbeck.dorset.sch.uk)

The Purbeck School  
Achieving Excellence Together

### GCSE HISTORY

How am I assessed at GCSE?

- Exam board: [Edugas](#)
- Component 1 Studies in Depth: 50% of GCSE
  - 1B The Elizabethan Age, 1558-1603 (1hr)
  - 1G Germany in Transition 1919-39 (1hr)
- Component 2 Studies in Breadth: 50% of GCSE
  - 2A The Development of the USA 1929-2000 (45mins)
  - 2F Health and Medicine 500-now (1hr15mins)

What homework activities must I complete each week?

- Seneca Learning: [www.senecalearning.com](http://www.senecalearning.com)

What extra revision activities could I complete each week?

- Use your *Personalised Learning Checklists* (PLCs) to track your revision progress
- Complete exam questions, under timed conditions, and self-assess using the mark-scheme
- Knowledge organiser *self-quizzing*
- Create and use *flashcards* to learn all the important knowledge and skills
- Create a *mind map* making connections within each unit of work
- Use your *revision guide* and *workbook* to revise a topic and then test yourself

How can I get help and support?

- Please go and see your History teacher
- Explore the [BBC Bitesize](#) website
- Come to Study Plus (every Tues – Thurs 3.10 – 4.10pm in café)

Contact: [whiter@purbeck.dorset.sch.uk](mailto:whiter@purbeck.dorset.sch.uk)

The Purbeck School  
Achieving Excellence Together

### GCSE MATHEMATICS

How am I assessed at GCSE?

- Exam board: [AQA](#)
- Paper 1 Non-calculator: 1h30m, 80 marks, 33.3% of GCSE
- Paper 2 Calculator: 1h30m, 80 marks, 33.3% of GCSE
- Paper 3 Calculator: 1h30m, 80 marks, 33.3% of GCSE

What homework activities must I complete each week?

- Sparx-Maths: [www.sparxmaths.com](http://www.sparxmaths.com)
- Knowledge organiser *self-quizzing*

What extra revision activities could I complete each week?

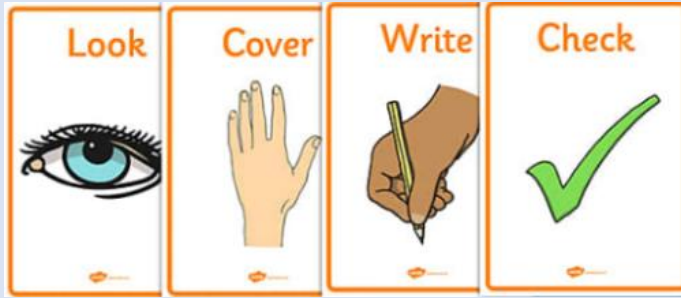
- Complete additional tasks on [Sparx Maths](#) from the *Independent Learning, Target or XP Boost* sections
- Complete exam questions, under timed conditions, and self-assess using the mark-scheme
- Create and use *flashcards* to learn all the important knowledge and skills
- Create a *mind map* making connections within each unit of work
- Use your *revision guide* and *workbook* to revise a topic and then test yourself

How can I get help and support?

- Please go and see your Maths teacher
- Come to our Maths Support Sessions (every lunchtime, room M13)
- Come to our GCSE Maths support and revision sessions (every Tuesday)
- Explore the [BBC Bitesize](#) website
- Come to Study Plus (every Tues – Thurs 3.10 – 4.10pm in café)

Contact: [cmorris@purbeck.dorset.sch.uk](mailto:cmorris@purbeck.dorset.sch.uk)

# HOW DO I REVISE?



**Brackets**  
 $(x^2)^3 = x^2 \times x^2 \times x^2 = x^6$   
 $(2x^2)^3 = 2x^2 \times 2x^2 \times 2x^2 = 8x^6$   
 $(2x)^2 = 2x^2 \Rightarrow (2x)^2 = 2 \times x \times x = 4x^2$

**Indices**  
 $x^2 \times x^3 = x \times x \times x \times x \times x = x^5$   
 $2x^2 \times 3x^4 = 6x^6$   
 $x^2 \div x^3 = \frac{x \times x}{x \times x \times x} = \frac{1}{x}$

**Multiplying**  
 $x^2 \times x^3 = x \times x \times x \times x \times x = x^5$   
 $2x^2 \times 3x^4 = 6x^6$   
 $x^2 \div x^3 = \frac{x \times x}{x \times x \times x} = \frac{1}{x}$

**Dividing**  
 $6x^4 \div 3x^2 = 2x^2$   
 $x^2y^3 \div x^2y^2 = xy$

**Negative Indices**  
 $x^{-2} = \frac{1}{x^2}$   
 $x^{-1} = \frac{1}{x}$   
 $x^{-3} = \frac{1}{x^3}$

**Fractional Indices**  
 $25^{\frac{1}{2}} \times 25^{\frac{1}{2}} = 25^1 = 25$   
 $8^{\frac{1}{3}} = \sqrt[3]{8} = 2$   
 $27^{\frac{2}{3}} = (\sqrt[3]{27})^2 = 3^2 = 9$

**The Power Zero**  
 $x^0 = 1$   
Any number to the power zero equals 1.



There are many effective and ineffective ways to revise.

Our *GCSE Homework & Revision book* details effective independent study strategies...

- Self-quizzing: Look, Cover, Write, Check
- Mind maps
- Flashcards
- Posters
- Practice Exam Questions

# WHERE DO I DO MY HOME LEARNING?

Get into good study habits at home...

- When will you complete your home learning!
  - ✓ When I get home?
  - ✓ Before tea?
  - ✓ After tea?
  
- Designate a study area...
  - ✓ Find a quiet, well-lit space.
  - ✓ No brothers/sisters.
  - ✓ No mobile phones
  - ✓ No social media.



# HOW DO I GET SUPPORT?

If you are struggling with any aspect of your home learning then...

- Please go and see your tutor or subject teacher.
- Sign up to our GCSE Revision sessions.
- Explore BBC Bitesize website.
- Extra help is available at *Study Plus*, our after school home learning club:
  - Every Tuesday – Thursday
  - 3.20 – 4.10pm
  - Café

# English Language and Literature at KS4



# What challenges are there in the GCSE English Language Examinations?

<b>English Language</b>	<b>100% Examination</b>	<ul style="list-style-type: none"><li>- Split across two examinations (3 and a half hours total).</li><li>- 80 marks for reading comprehension</li><li>- 80 marks for writing (grammar and accuracy important)</li></ul>
-------------------------	-------------------------	--

**No longer any coursework to support student grades.**



# What Challenges are there in the GCSE English Literature Examinations?

New Specification



English Literature	<b>The Sign of The Four</b> written in 1890 ( <b>not</b> allowed to take text into the examination)	Students must commit key quotations and knowledge of the text to memory.
	<b>Romeo and Juliet / Macbeth</b> ( <b>not</b> allowed to take the text into the examination)	
	<b>An Inspector Calls</b> ( <b>not</b> allowed to take the text into examination)	
	<b>15 Poems</b> ( <b>not</b> allowed to take an anthology into examination)	
	Response to <b>two</b> unseen Poems	



# In summary -

- No coursework to support student progress.
- Old and challenging texts in language and literature exams.
- The addition of Shakespeare and texts from the 1800s to the English Literature examination (these texts used to be coursework).
- Closed book examinations.
- Requirement for students to **memorise** far more knowledge than ever before.
- Students **must** perform on examination days.

How do we approach the English curriculum at The Purbeck School?



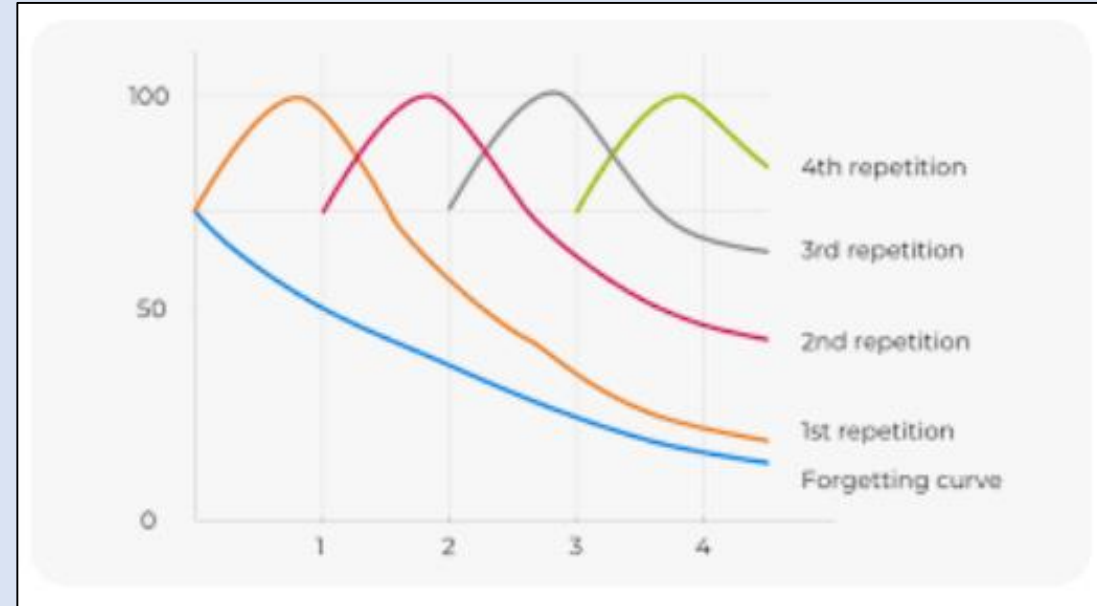
# LONG TERM OVERVIEW – 2024-25 – Y11

	02.09.24	09.09.24	16.09.24	23.09.24	30.09.24	07.10.24	14.10.24	21.10.24	
Autumn 1	GCSE English Language Paper 1: Reading and Writing					Unseen Poetry		Lit. P2 Revision	HALF TERM
Autumn 2	Lang. P1 Revision	Mock 1: LP1 and Lit. P2		Mock Feedback	P&C Poetry: Final Three Poems			CHRISTMAS	
Spring 1	Lang. P2 Revision			Lit. Paper 1 Revision		Mock 2: LP2 and Lit. P1		HALF TERM	
Spring 2	Mock 2: LP2 and Lit. P1	Mock Feedback	Revision Unit 1:			Spoken Language Assessment		EASTER	
Summer 1	Revision Unit 2:			Examination Period		HALF TERM			
Summer 2	Examination Period					SUMMER			

## The biggest challenge:

- **Knowledge** is as important as skill:

How does Doyle present Thaddeus Sholto in Sign of the Four?



- Unless students **know** and **remember** things, they will not be able to pass.
- Some of these texts were **studied in year nine and therefore will have been mostly forgotten until they are revisited.**



# How do we support students with retaining key knowledge?

- Interleaved units that offer both language and literature practice.
- Revision units in Y11.
- Starting each lesson by retrieving prior knowledge.
- Seneca home learning that consolidates previously taught content and pre-teaches new content.

## A Starter:

How is Mary Morstan presented in 'Sign of the Four'?

AO1:	<i>Big ideas/ Quotations/ Other moments</i>
AO2:	<i>Subject Terminology/ Methods/ Language/ Structure/ Writer's Intentions</i>
AO3:	<i>Context</i>



Ch.2

Miss Morstan entered the room with a firm step and an outward composure of manner. She was a blonde young lady, small, dainty, well gloved, and dressed in the most perfect taste. There was, however, a plainness and simplicity about her costume which bore with it a suggestion of limited means. The dress was a sombre greyish beige, untrimmed and unbraided, and she wore a small turban of the same dull hue, relieved only by a suspicion of white feather in the side. Her face had neither regularity of feature nor beauty of complexion, but her expression was sweet and amiable, and her large blue eyes were singularly spiritual and sympathetic. In an experience of women which extends over many nations and three separate continents, I have never looked upon a face which gave a clearer promise of a refined and sensitive nature. I could not but observe that as she took the seat which Sherlock Holmes placed for her, her lip trembled, her hand quivered, and she showed every sign of intense inward agitation.

# Seneca Home Learning:

- Set Tuesday and due on Tuesday.
- 20 – 60 minutes.
- Helps them remember previously taught content by revisiting at home.
- Teachers can monitor time spent.
- Unsurprisingly, trend in time spent on Seneca and performance in assessments and mock examinations.

More time spent greater success!

38min 10s	100%	100%	100%	100%	100%	100%
37min 48s	73%	63%	92%	50%	86%	-
35min 41s	82%	79%	94%	75%	89%	89%
34min 23s	82%	75%	72%	87%	80%	81%
4min 37s	24%	24%	-	-	-	-
10min 14s	34%	40%	27%	67%	10%	45%
15min 25s	61%	63%	65%	54%	47%	40%

Student A: **grade 6** in Lit mock.

39min 0s	100%	100%	100%	100%	100%	100%
----------	------	------	------	------	------	------

Student B: **U** in Lit. Mock.

10min 14s	34%	40%	27%	67%	10%	45%
-----------	-----	-----	-----	-----	-----	-----

A	16.9.24	Final Poems	Seneca Learning: 'Checking out me history'
B	23.9.24	Final Poems	Seneca Learning: 'My Last Duchess'
A	30.9.24	Final Poems	Seneca Learning: 'Tissue'
B	7.10.24	English Language	Seneca Learning: Standardised assessment P1 Reading and Writing
A	14.10.24	Poetry English Language	Seneca Learning: Standardised assessment Poetry Seneca Learning: Diagnostic misconceptions
B	21.10.24	AIC Poetry	Seneca Learning: Standardised assessment AIC Seneca Learning: Diagnostic misconceptions



Teams



Assignments

# Revision Tasks: Home Learning

- Set Tuesday and due on Tuesday on Teams.
- 20 – 60 minutes.
- Helps them remember previously taught content by revisiting at home.
- Offers opportunities for writing practice.
- Guides revision in preparation for mock examinations.

A	16.12.24	Mock Revision	W1 Revision tasks: LP2, Q5 practice (article)
B	6.1.25	Mock Revision	W2 Revision tasks: Lit. Shakespeare essay.
A	13.1.25	Mock Revision	W3 Revision tasks: LP2, SA, Q1 and Q4.
B	20.1.25	Mock Revision	W4 Revision tasks Lit. TSOTF essay.
A	27.1.25	Mock Revision	W5 Revision tasks: LP2, Q5 practice (speech).
B	3.2.25	Mock Revision	W6 Revision task: LP2, SA, Q2 and Q3 writing practice.
A	10.2.25	Year 11 Exams	None set.





# GCSE Science

## How does it work?



# Combined Science (Trilogy)

**x6 1hr 15min Exams**

x2 Biology

x2 Chemistry

x2 Physics

x2 GCSE Grades that will be an average of all 6 papers.

- Foundation 1-5
- Higher 6-9

Grades will be between 9-9 and 1-1



# Separate Sciences – Biology, Chemistry, Physics

**x6 1hr 45min Exams**

x2 Biology

x2 Chemistry

x2 Physics

x3 Grades between 9 and 1 for each subject.



# How to achieve high marks

application

understanding

knowledge



# Knowledge

- Use your knowledge organiser
- Use your revision guide
- Use Kerboodle
- Complete Seneca
- Use revision cards
- Use revision apps



# Understanding

- Watch revision videos
- Explain to someone else
- Ask the teacher



# Application

- Complete past exam questions.



SS

**S14 Students**

- Home page
- Class Notebook
- Classwork
- Assignments
- Grades
- Insights

Main Channels

- General
- Art
- Drama
- Français**
- ICT and Computing**
- Knowledge Organisers

Science

**Spanish**

Hidden channels

- + New**
- Upload
- Edit in grid view
- Share
- Copy link
- Sync
- 

**Science**

	Name	Modified	Modified By
	Chemistry CGP Knowledge Organisers	August 29	Teams Administrator
	Chemistry Exam qus by topic (with answers)	August 29	Teams Administrator
	Chemistry revision card maker	August 29	Teams Administrator
	Chemistry specification by unit	August 29	Teams Administrator
	Knowledge Organisers (All)	August 29	Teams Administrator
	Past Papers (All)	August 29	Teams Administrator
	Required Practical Activities (All)	August 29	Teams Administrator
	Video run-throughs (all)	August 29	Teams Administrator
	Year 10 (Paper 1)	August 29	Teams Administrator
	Year 11 (Paper 2)	August 29	Teams Administrator
	GCSE Science Revision.docx	About an hour ago	Mr J. Foyle

## GCSE Science online learning guide for revision

### 1. If you have missed any lessons...

- You will find all lesson PowerPoints in this section of S14 Students

### 2. Digital textbook & questions

Login to your Kerboodle account.

<https://www.kerboodle.com/users/login>

Username: FirstInitialSurname (IBloggs)

Password: FirstInitialSurname (IBloggs)

Institution code: exh3

- Login and click on 'AQA GCSE Sciences (9-1)'
- Then 'digital book'
- Click right until you see one of these books:



- If you have forgotten your password, please email [support@rurbeck.dorset.sch.uk](mailto:support@rurbeck.dorset.sch.uk)

### 3. Seneca

- login to Seneca as shown below:

<https://ons.senecalearning.com/ons/>

email: school email

password: school password

- If you have forgotten your password, you will need to reset it.

### 4. Use your *knowledge organiser* to learn key terms.

### 5. Revision videos by topic:

Go to [www.freesciencelessons.co.uk](http://www.freesciencelessons.co.uk) and click on videos – see table below for the relevant clips.


Biology Paper 1	Chemistry Paper 1	Physics Paper 1
AQA Units B1 & B2 <a href="https://www.freesciencelessons.co.uk/gcse-biology-paper-1/cell-biology/">https://www.freesciencelessons.co.uk/gcse-biology-paper-1/cell-biology/</a>	AQA Units C1 & C2 <a href="https://www.freesciencelessons.co.uk/gcse-chemistry-paper-1/atomic-structure-and-the-periodic-table/">https://www.freesciencelessons.co.uk/gcse-chemistry-paper-1/atomic-structure-and-the-periodic-table/</a>	AQA Units P1, P2 & P3 <a href="https://www.freesciencelessons.co.uk/gcse-physics-paper-1/energy/">https://www.freesciencelessons.co.uk/gcse-physics-paper-1/energy/</a>
AQA Units B3 & B4 <a href="https://www.freesciencelessons.co.uk/gcse-biology-paper-1/organisation/">https://www.freesciencelessons.co.uk/gcse-biology-paper-1/organisation/</a>	AQA Unit C3 <a href="https://www.freesciencelessons.co.uk/gcse-chemistry-paper-1/structure-and-bonding/">https://www.freesciencelessons.co.uk/gcse-chemistry-paper-1/structure-and-bonding/</a>	AQA Units P4 & P5 <a href="https://www.freesciencelessons.co.uk/gcse-physics-paper-1/electricity/">https://www.freesciencelessons.co.uk/gcse-physics-paper-1/electricity/</a>
AQA Unit B5, B6 & B7 <a href="https://www.freesciencelessons.co.uk/gcse-biology-paper-1/infection-and-response/">https://www.freesciencelessons.co.uk/gcse-biology-paper-1/infection-and-response/</a>	AQA Unit C4 <a href="https://www.freesciencelessons.co.uk/gcse-chemistry-paper-1/quantitative-chemistry/">https://www.freesciencelessons.co.uk/gcse-chemistry-paper-1/quantitative-chemistry/</a>	AQA Unit P6 <a href="https://www.freesciencelessons.co.uk/gcse-physics-paper-1/particle-model-of-matter/">https://www.freesciencelessons.co.uk/gcse-physics-paper-1/particle-model-of-matter/</a>
AQA Units B8 & B9 <a href="https://www.freesciencelessons.co.uk/gcse-biology-paper-1/bioenergetics/">https://www.freesciencelessons.co.uk/gcse-biology-paper-1/bioenergetics/</a>	AQA Unit C5 & C6 (also has titrations from C4) <a href="https://www.freesciencelessons.co.uk/gcse-chemistry-paper-1/chemical-changes/">https://www.freesciencelessons.co.uk/gcse-chemistry-paper-1/chemical-changes/</a>	AQA Unit P7 <a href="https://www.freesciencelessons.co.uk/gcse-physics-paper-1/atomic-structure-and-radioactivity/">https://www.freesciencelessons.co.uk/gcse-physics-paper-1/atomic-structure-and-radioactivity/</a>
	AQA Unit C7 <a href="https://www.freesciencelessons.co.uk/gcse-chemistry-paper-1/energy-changes-2/">https://www.freesciencelessons.co.uk/gcse-chemistry-paper-1/energy-changes-2/</a>	
Paper 1 required practicals <a href="https://www.freesciencelessons.co.uk/gcse-biology-paper-1/biology-paper-1-required-practicals/">https://www.freesciencelessons.co.uk/gcse-biology-paper-1/biology-paper-1-required-practicals/</a>	Paper 1 required practicals <a href="https://www.freesciencelessons.co.uk/gcse-chemistry-paper-1/chemistry-paper-1-required-practicals/">https://www.freesciencelessons.co.uk/gcse-chemistry-paper-1/chemistry-paper-1-required-practicals/</a>	Paper 1 required practicals <a href="https://www.freesciencelessons.co.uk/gcse-physics-paper-1/physics-paper-1-required-practicals/">https://www.freesciencelessons.co.uk/gcse-physics-paper-1/physics-paper-1-required-practicals/</a>





# GCSE Science online learning guide for revision


## 1. If you have missed any lessons...


- You will find all lesson PowerPoints in files section of S14 Students


 Knowledge Organisers (All)


 Past Papers (All)

 Required Practical Activities (All)

 Video run-throughs (all)

 Year 10 (Paper 1)

 Year 11 (Paper 2)

 GCSE Science Revision.docx

## 2. Digital textbook & questions

Login to your Kerboodle account.

<https://www.kerboodle.com/users/login>

Username: FirstinitialSurname (JBloggs)

Password: FirstinitialSurname (JBloggs)

Institution code: exh3

- Login and click on 'AQA GCSE Sciences (9-1)'
- Then 'digital book'
- Click right until you see one of these books:



### 3. Seneca

- login to Seneca as shown below:

<https://app.senecalearning.com/login>

email: school email

password: school password

#### Your assignments

 To do


✓ Done

 Missed


You have no upcoming homework 🤖





## 4. Use your knowledge organiser to learn key terms.


 Knowledge Organisers (All)


 Past Papers (All)

 Required Practical Activities (All)

 Video run-throughs (all)

 Year 10 (Paper 1)


 Year 11 (Paper 2)

 GCSE Science Revision.docx



# Knowledge Organisers

**GCSE Biology**



**Knowledge Organiser  
Paper 1**


**Topics :-**

1. Cell biology
2. Organisation
3. Infection and response
4. Bioenergetics


**Higher tier content is in BOLD**

**Biology KNOWLEDGE ORGANISER: GCSE B1 Cell Biology**

1. Cell that contains a nucleus (eg animal and plant cells)	Eukaryotic cell
2. Cell that does NOT contain a nucleus (eg bacterial cells)	Prokaryotic cell
3. Ring of DNA inside a prokaryotic cell	Plasmid
4. Contains genetic information (DNA) and controls the activities of a cell	Nucleus
5. Site of protein synthesis	Ribosome
6. Where energy is released as aerobic respiration happens here	Mitochondria
7. Where photosynthesis occurs	Chloroplast
8. Controls the movement of substances into and out of the cell	Cell membrane
9. In plant cells, it strengthens the cell and is made of cellulose	Cell wall
10. What is the formula for calculating the magnification of an image when you know the size of the image and the size of the real object?	Magnification
11. The word we use for the process where cells become specialised	Differentiation
12. They type of cell division that produces cells that are generally identical to the parent cell	Mitosis
13. What are the three stages of the cell cycle?	1. G 2. S 3. M
14. What is the term used for an undifferentiated cell?	Stem cell
15. Why are embryonic stem cells useful?	They can differentiate
16. Where can adult stem cells be found?	Some stem
17. Where can stem cells be found in plants?	Meristem
18. What is therapeutic cloning?	An embryo gene is made to replicate
19. What are the advantages of therapeutic cloning in humans?	- T - C
20. What are the disadvantages of therapeutic cloning?	- T - D - B



**GCSE Chemistry  
Knowledge Organiser  
Paper 1**



**Purbeck School**  
A Specialist Science College

**Note –**  
In Chemistry Paper 2 you could also be assessed on topics C1 – C4 from Chemistry Paper 1.

**Other revision resources:**

<p><b>Kenoodle</b> - revision notes, interactive activities, digital textbook  <a href="https://www.kenoodle.com/users/login">https://www.kenoodle.com/users/login</a>                  Username: EGDG@GUPURBE (B@GAP)                  Password: EGDG@GUPURBE (B@GAP)                  Institution code: enb3</p> <p><b>AQA Website</b> - past papers and mark schemes  <a href="http://www.aqa.org.uk/exams-administration/exams">http://www.aqa.org.uk/exams-administration/exams</a>  <a href="https://www.aqa.org.uk/exams-administration/exams">https://www.aqa.org.uk/exams-administration/exams</a>                  Subject = Science                  Qualification = GCSE                  Specification = Biology/Chemistry/Physics                  Series = Any</p> <p><b>Maths Made Easy</b> - past paper questions by topic  <a href="https://mathsmadeeasy.co.uk/gcse-science-revision/">https://mathsmadeeasy.co.uk/gcse-science-revision/</a>  <a href="https://www.youtube.com/watch?v=1CUCHE@B1eTfM9W0b2w4">https://www.youtube.com/watch?v=1CUCHE@B1eTfM9W0b2w4</a></p>	<p>Read up what we have learnt this week in class using the online textbook at kenoodle.com</p> <p>Learn definitions from exercise books, or use <b>quidet.com</b> or <b>quidet app</b> to practice definitions. Download free past papers and <b>quidet books</b> from AQA.</p> <p>Practice exam questions by topic</p> <p>Watch <b>Quidet</b> science lessons to revise:</p>
---	--

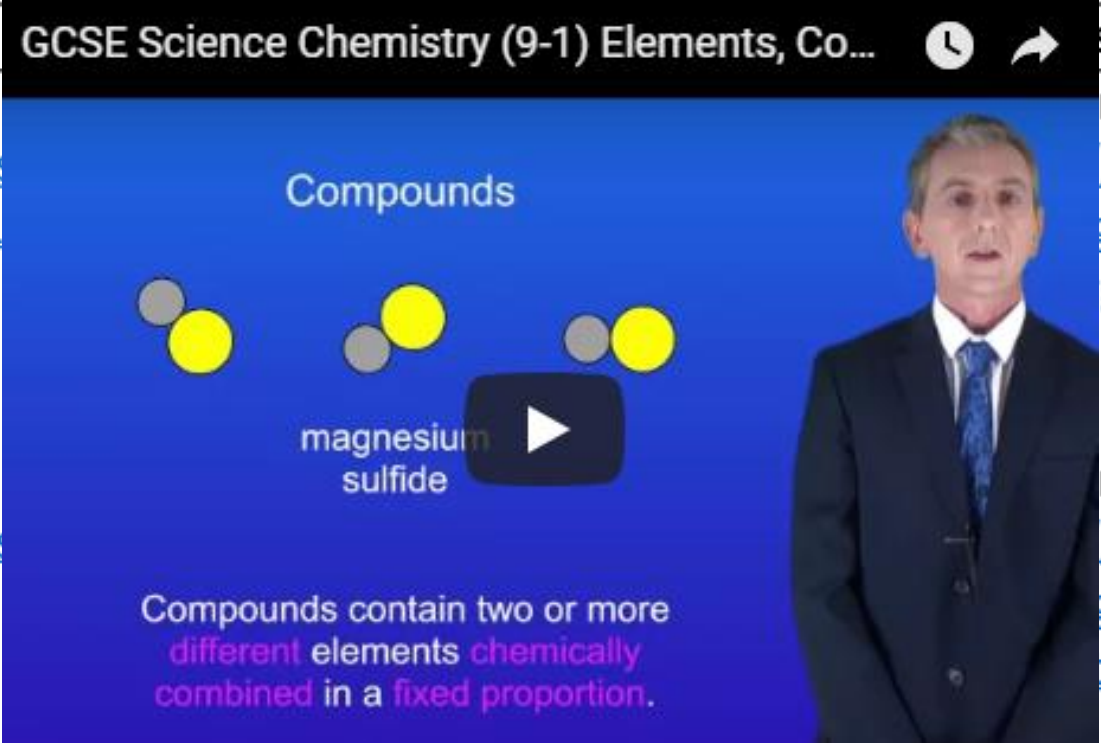
**Knowledge organiser key:**  
 Questions in **bold** are for higher tier only  
 Questions in **grey** and **italics** are for triple chemistry only

**Physics P1 Knowledge Organiser**

1. What type of energy is stored in fuels, foods or batteries?	Chemical
2. What type of energy is stored in moving objects?	Kinetic
3. What type of energy is stored in an object above the Earth's surface?	Gravitational potential
4. What type of energy is stored in a spring when you stretch it?	Elastic potential
5. Energy cannot be _____ or _____	<b>Created or destroyed</b>
6. Energy transferred is the same as _____	Work done
7. Which equation links work done, force applied and distance moved?	$W = F \times s$
8. What happens to the gravitational potential energy store of an object when it moves up?	It increases
9. Which equation do we use to calculate the change in an objects gravitational potential energy?	$\Delta E_p = m \cdot g \cdot \Delta h$
10. Which equation do we use to calculate the change in an objects kinetic energy?	$E_k = \frac{1}{2} m v^2$
11. Which equation do we use to calculate the change in an objects elastic potential energy?	$E_e = \frac{1}{2} k e^2$
12. What do we call energy that is transferred to where it is wanted in the way that is wanted?	Useful energy
13. What do we call energy that is not usefully transferred?	Wasted energy
14. What eventually happens to wasted energy?	It is dissipated
15. Which equation do we use to calculate the efficiency of a device?	Efficiency = $\frac{\text{useful output energy}}{\text{total input energy}}$
16. What is the maximum efficiency of any energy transfer?	100%
17. What is meant by power?	The rate of transfer of energy
18. Which equation do we use to calculate power?	$P = \frac{E}{T}$
19. What is the unit of power?	Watts (W)

## 5. Revision videos by topic:

Go to [www.freesciencelessons.co.uk](http://www.freesciencelessons.co.uk) and click on videos – see table below for the relevant clips.

<b>Biology Paper 1</b> AQA Units B1 & B2 <a href="https://www.freesciencelessons.co.uk/gcse-biology-paper-1/biology/">https://www.freesciencelessons.co.uk/gcse-biology-paper-1/biology/</a>		<b>Physics Paper 1</b> Units P1, P2 & P3 <a href="https://www.freesciencelessons.co.uk/gcse-physics-paper-1/">https://www.freesciencelessons.co.uk/gcse-physics-paper-1/</a>
AQA Units B3 & B4 <a href="https://www.freesciencelessons.co.uk/gcse-biology-paper-1/organisation/">https://www.freesciencelessons.co.uk/gcse-biology-paper-1/organisation/</a>		Units P4 & P5 <a href="https://www.freesciencelessons.co.uk/gcse-physics-paper-1/electricity/">https://www.freesciencelessons.co.uk/gcse-physics-paper-1/electricity/</a>



# Revision guides



# After school sessions (until 4pm)

Tuesday	Wednesday	Thursday
Chemistry S13	Physics S17	Biology S11



# GCSE MATHEMATICS



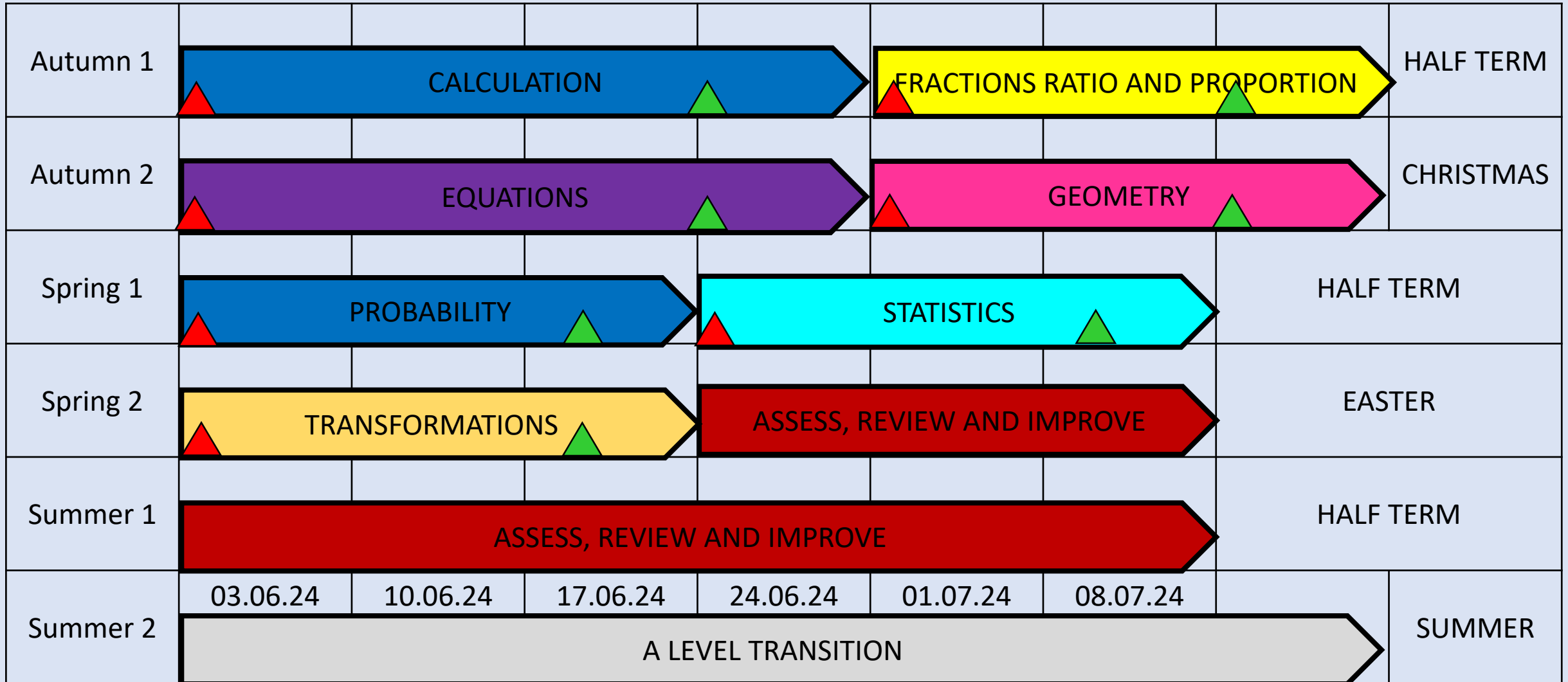
Saturday, 21 September 2024

# HOW AM I EXAMINED?

<b>Foundation</b> (grades 1-5)	<b>Paper 1</b> Non-calculator 33.3% weighting 1 hour and 30 minutes 80 marks 	<b>Paper 2</b> Calculator 33.3% weighting 1 hour and 30 minutes 80 marks 	<b>Paper 3</b> Calculator 33.3% weighting 1 hour and 30 minutes 80 marks 
	<b>Paper 1</b> Non-calculator 33.3% weighting 1 hour and 30 minutes 80 marks 	<b>Paper 2</b> Calculator 33.3% weighting 1 hour and 30 minutes 80 marks 	<b>Paper 3</b> Calculator 33.3% weighting 1 hour and 30 minutes 80 marks 
	<b>Paper 1</b> Non-calculator 33.3% weighting 1 hour and 30 minutes 80 marks 	<b>Paper 2</b> Calculator 33.3% weighting 1 hour and 30 minutes 80 marks 	<b>Paper 3</b> Calculator 33.3% weighting 1 hour and 30 minutes 80 marks 



# Y11 SUBJECT: LONG TERM OVERVIEW 2024-25



 Pre Unit Assessment

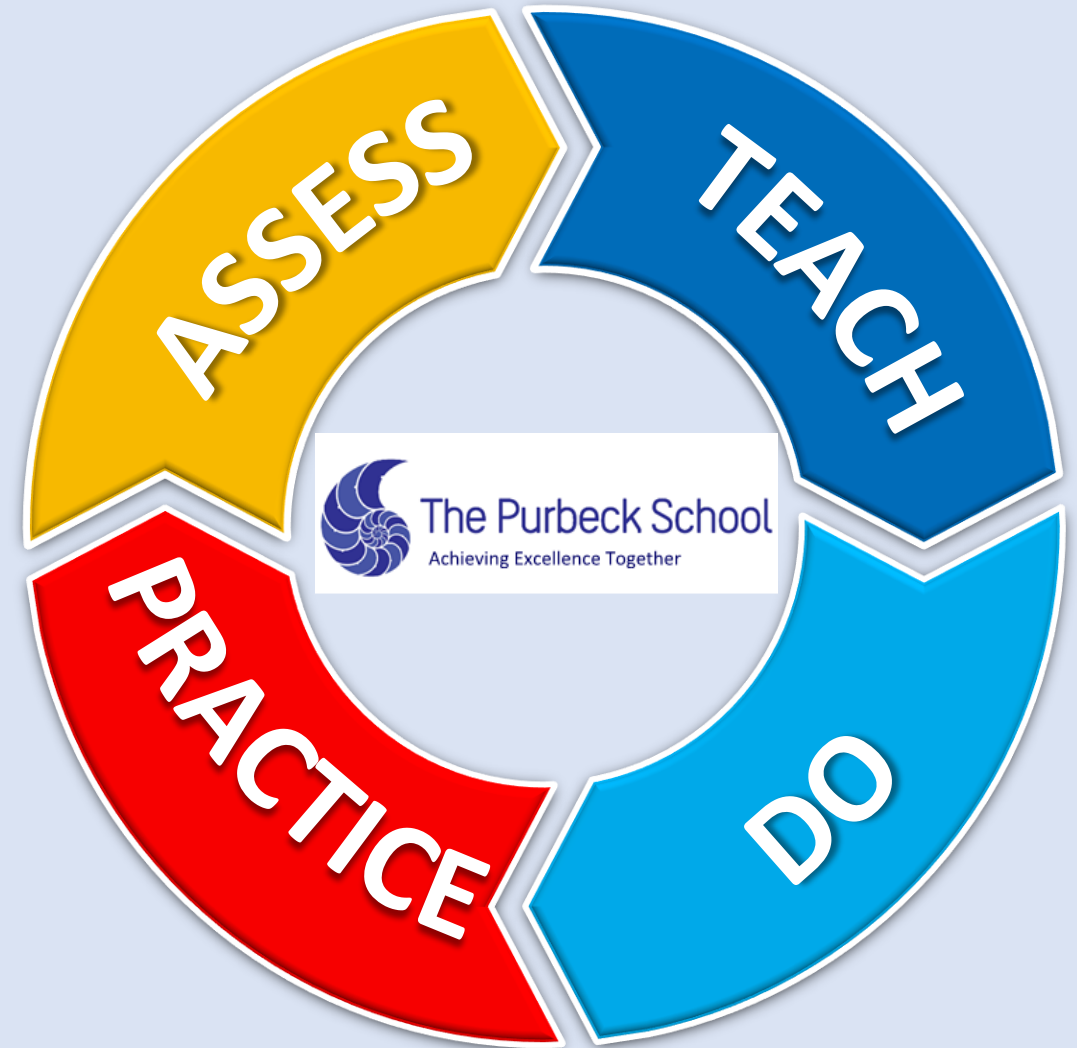
 Post Unit Assessment

 Summative Assessment

# WHAT DO LESSONS LOOK LIKE?

'A commitment that virtually ALL students can learn all important academic knowledge to a level of excellence if...

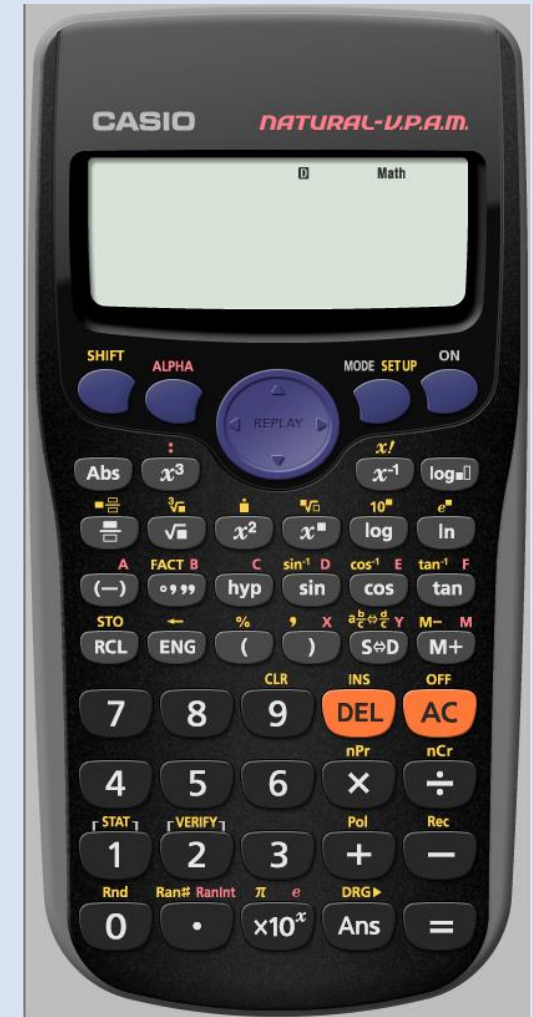
- allowed the *right* amount of time to learn;
- provided with the *appropriate conditions* to learn'.



# WHAT DO I NEED TO BRING TO MATHS?

## Essential...

- Two black/blue pens
- Red pen (for marking)
- Calculator
- Pencil
- Eraser
- Ruler



# WHAT IS MY HOME LEARNING?

- Knowledge quizzing
- Sparx Maths

Sparx-Maths takes around 1hr each week.

## Sparx Maths

Login using your school IT username and password.

The website is very reliable. However, in case...

- You experience internet problems,
- You need support,

...please don't wait until Sunday evening to complete your home learning!!!

# HOW DO I GET SUPPORT?

If you are struggling with any aspect of your Maths home learning then...

- Please go and **see your Maths teacher.**
- Watch the video in *Sparx-Maths*.
- Come to our *Maths lunchtime support sessions* in room M13.
- Extra help is also available at *Study Plus*, our home learning sessions.
- Revise at our *GCSE Maths Revision sessions* on Tues/Thurs

# Y11 PARENTS INFORMATION EVENING

Saturday, 21 September 2024

